

CREATE A CHARACTER GAME


How to play

For 2–4 players. Each person draws one part of a character without seeing what the others have drawn, until the paper is unfolded at the end.



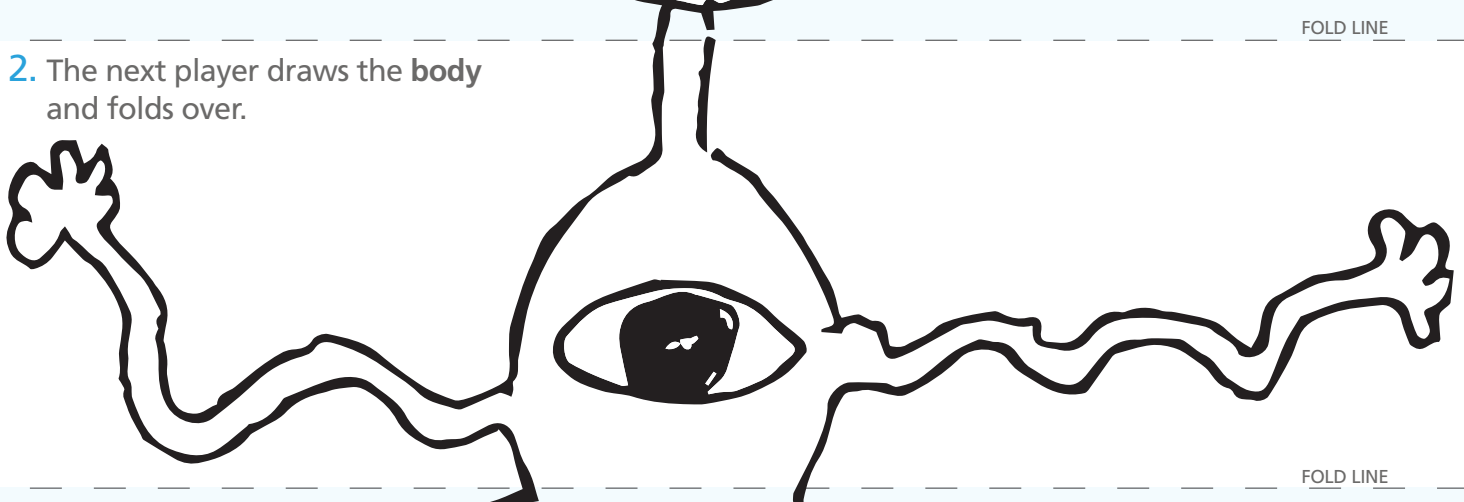
FOLD LINE

1. The first person draws the **head** and folds the paper back to hide their drawing.



FOLD LINE

2. The next player draws the **body** and folds over.



FOLD LINE


3. The third person draws the **waist** and folds.



Each player can draw any kind of body section they like: human, animal, alien. Or you could choose to draw to a theme: create a movie star, a monster, an animal, or anything you like!

FOLD LINE

4. The fourth person draws the **legs and feet**.



Get creative
and help change
lives at:
[autistica.org.uk/
getarty](http://autistica.org.uk/getarty)

Head



Upper body

FOLD LINE

Waist

FOLD LINE

Legs and feet

FOLD LINE